

CHAPTER 5



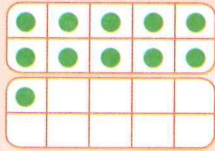
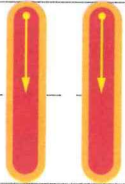
- Lessons 41 to 43 : Numbers (Eleven - Twelve - Thirteen)
- Lessons 44 to 46 : Numbers (Fourteen - Fifteen - Sixteen) - Ways to make 6 & 7
- Lessons 47 to 49 : Numbers (Seventeen - Eighteen - Nineteen) - Ways to make 8 , 9 and 10
- Lesson 50 : Number Twenty - Number bond review

Lessons


41 to 43

Numbers (Eleven - Twelve - Thirteen)

Eleven

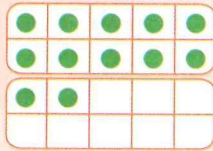



10 and 1 more




Stick number 11

Twelve

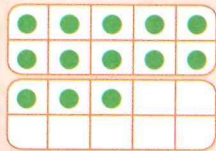
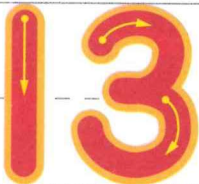


10 and 2 more




Stick number 12

Thirteen




10 and 3 more



Stick number 13



Count and color the amounts shown.




Notes for parents

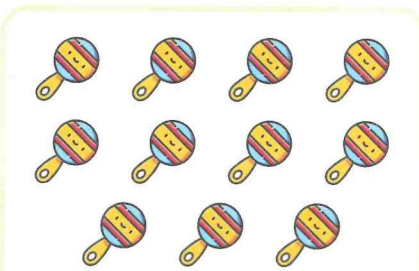
- Draw two 10 frames on a sheet of paper. Have your child show the numbers 11, 12 and 13 using small objects such as buttons.
- Ask your child to tell you a story related to number 12.



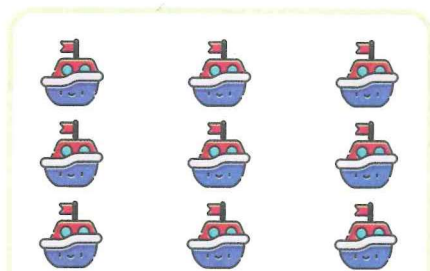
Choose the correct number.




11 12 13




Eleven Twelve Thirteen




Ten 9 8



11 ~~Twelve~~ 13




Eleven 12 13



Nine 10 11



Connect the dots from 1 to 13. What do you see ?



• Ask your child to say each number loudly when he/she connect dot to dot.





Trace and write the numbers.


11 11
 Eleven
 12 12
 Twelve
 13 13
 Thirteen




How many are there? Write the numbers.












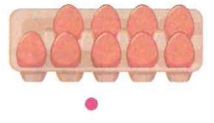
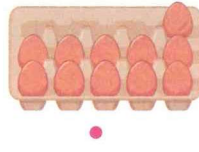
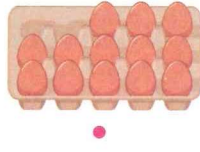
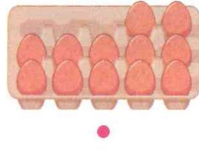
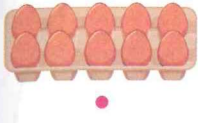


Notes for parents

- Ask your child to write the numbers 11, 12 and 13 in a white paper and use glue and glitter to decorate it.



Match.



Nine

Ten

Thirteen

12

Eleven



Circle the number that is more.

9

Ten

Eleven

7

6

Nine

Twelve

Thirteen

Thirteen

Eleven

Eight

12



Circle the number that is less.

5

Twelve

Thirteen

9

Ten

11

Two

Ten

Eleven

8

Twelve

13



Complete with a suitable number.

• _____ is 1 less than 13

• 10 is 1 less than _____

• _____ is 1 more than 11

• 13 is 1 more than _____

• _____ is less than 12

• 11 is more than _____

- Make up number riddles such as "My number is 10 and 3 more"
- Have your child show this number with objects.




Color the picture.

10 brown

11 green

12 yellow

13 blue



Count and write the number.

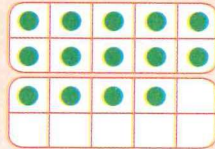
_____	_____	_____	_____	_____	_____
_____	_____	_____	_____	_____	_____
_____	_____	_____	_____	_____	_____
_____	_____	_____	_____	_____	_____

• Ask your child to tell you a story related to number 11.




Fourteen

14




10 and 4 more




Stick
number 14

Fifteen

15




10 and 5 more



Stick
number 15

Sixteen

16



10 and 6 more



Stick
number 16



Count and choose the correct number.



14 or 15 or Sixteen



Fourteen or 15 or 13



13 or 14 or Fifteen



14 or 15 or 16

Notes for parents

- Draw two 10-frames on a sheet of paper. Have your child use small objects to show the numbers 14, 15 and 16.



Trace and write the numbers.

14 14

Fourteen

15 15

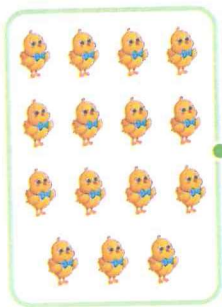
Fifteen

16 16

Sixteen



Draw a line from the group to the number.



13

15



14



11

16

12





Notes for parents


• Ask your child to draw big 16 in a blank paper and draw 16 items.





Count and write the number.


	_____

	_____










	_____

	_____

	_____



Count. Color to match the number.

• Have your child use buttons to show the numbers up to 16.



Connect the dots from 1 to 15. Color the picture.



Choose the number that is 1 more.

13 (14 or 15)

12 (11 or 13)


14 (13 or 15)

11 (10 or 12)



Circle the group that has 1 less.

Ways to make 6



1 and 5 is 6



2 and 4 is 6




3 and 3 is 6



4 and 2 is 6



5 and 1 is 6





6 and 0 is 6



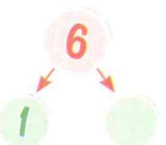
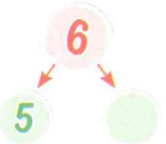

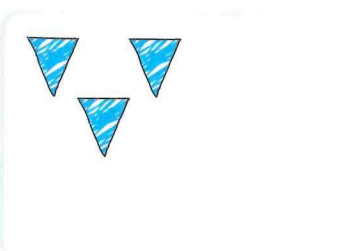


0 and 6 is 6



Draw stars to make 6.



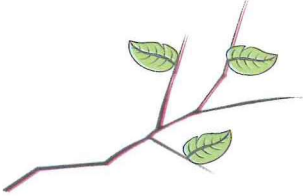



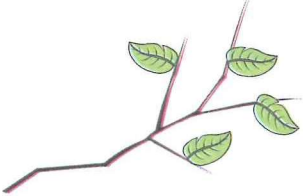

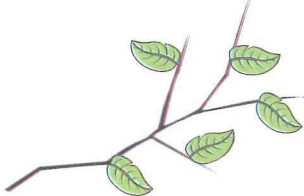
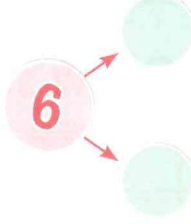
Complete drawing to have 6. Complete the number bond.



• Ask your child to use his/her two hands and raise fingers to show ways to make 6.















Complete drawing leaves to make 6.
Complete the number bond.

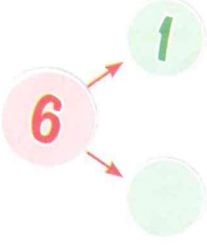
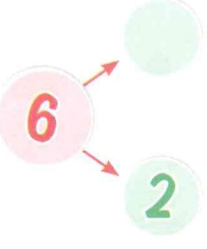

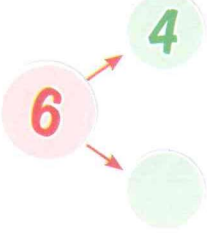




Match to make 6.

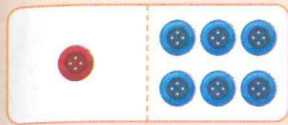
					
					



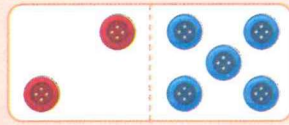
Complete the number bond.

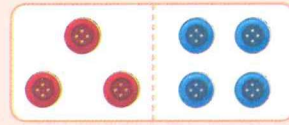
Ways to make 7



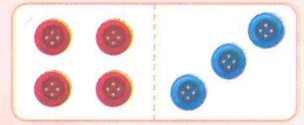
1 and 6 is 7



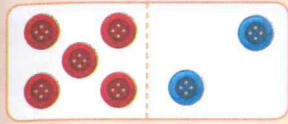
2 and 5 is 7



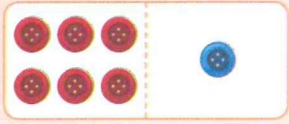
3 and 4 is 7



4 and 3 is 7



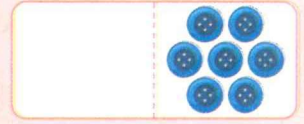
5 and 2 is 7



6 and 1 is 7









7 and 0 is 7



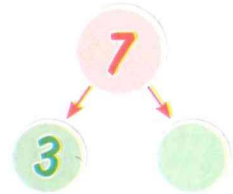
0 and 7 is 7

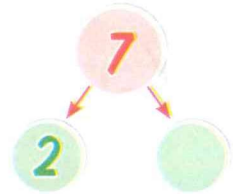


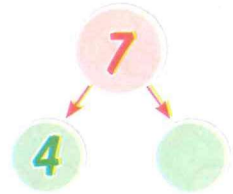
Draw dots to make 7. Write the numbers.




Write the numbers. Complete the number bond.









• Ask your child to use two kinds of small objects such as buttons and beans to show different ways to make 7.



Complete drawing dots to make 7. Complete the number bond.



Match to make 7.

4	2	6	5	7	3	1
5	4	1	3	6	2	0



Complete the following number bonds.




Lessons
47 to 49

Numbers (Seventeen - Eighteen - Nineteen) -
Ways to make 8, 9 and 10

Seventeen


10 and 7 more



Stick
number 17

Eighteen

10 and 8 more



Stick
number 18

Nineteen

10 and 9 more



Stick
number 19



Count. Color to match the number.




Notes for parents


- Ask your child to find and count 19 different objects at home.

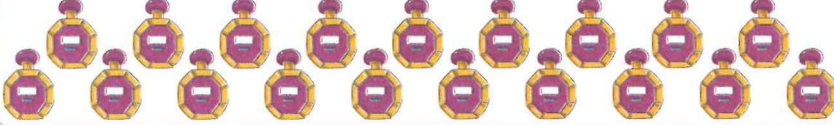



Count. Choose the correct number.

 **14 16 18**

 **16 17 19**

 **12 15 17**

 **19 18 17**

 **13 18 19**



Trace and write the number.

17 17

Seventeen

18 18

Eighteen

19 19

Nineteen



Match.

13

Fifteen

19

Twelve

17

Eighteen

Nineteen

10 and
3 more

18

Seventeen

15

12



Complete with the suitable number.

19 is 1 more than _____

19 is more than _____

17 is 1 less than _____

_____ is less than 17

_____ is 1 more than 16

_____ is 1 less than 18



Color the picture.

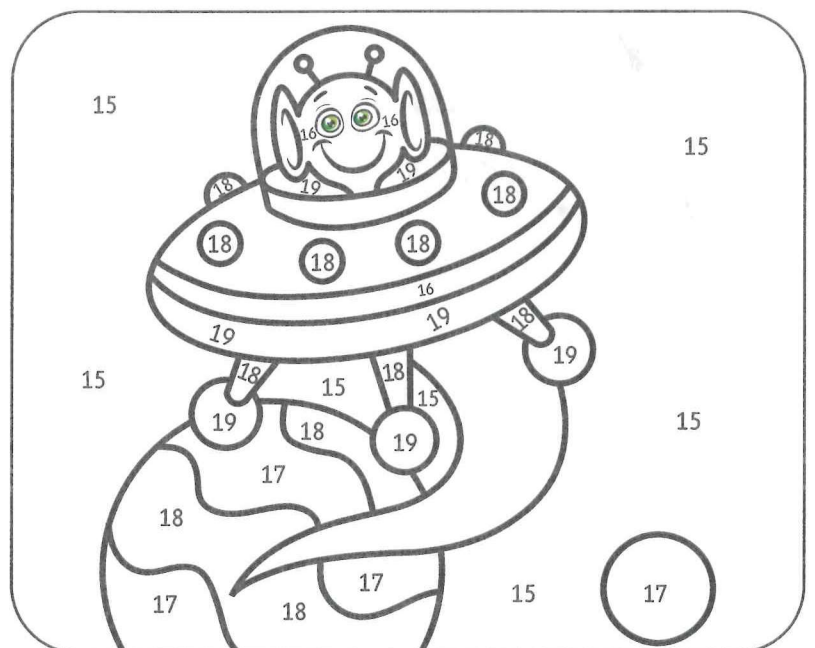
15 purple

16 green

17 orange

18 red

19 gray



• Ask your child to tell you a story related to number 19.

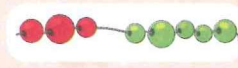
Ways to make 8



1 and 7 is 8



2 and 6 is 8



3 and 5 is 8



4 and 4 is 8



5 and 3 is 8



6 and 2 is 8



7 and 1 is 8




8 and 0 is 8



0 and 8 is 8



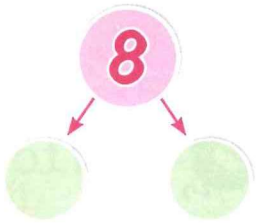
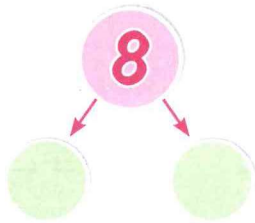
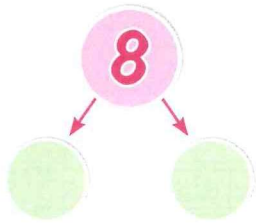
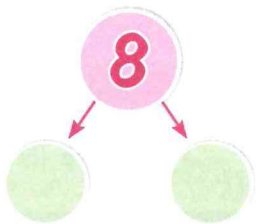
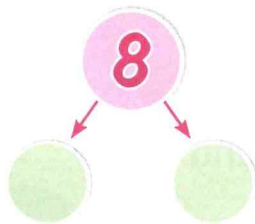

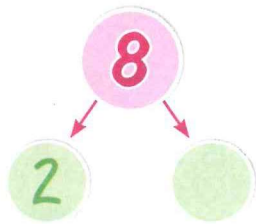
Join to make 8.



Color in blue to make 8 colored eggs.
Complete the number bond.



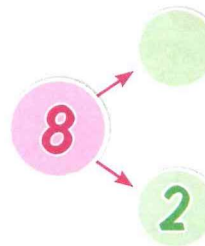


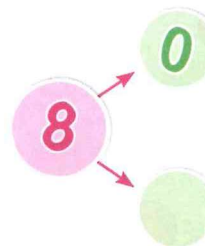


Complete drawing dots to make 8.
Complete the number bond.



Match to make 8.



Complete the number bond.



• Give your child a number card from 0 to 8 and ask him/her to give you another card to make 8.

Ways to make 9



1 and 8 is 9

2 and 7 is 9

3 and 6 is 9

4 and 5 is 9



5 and 4 is 9

6 and 3 is 9

7 and 2 is 9

8 and 1 is 9



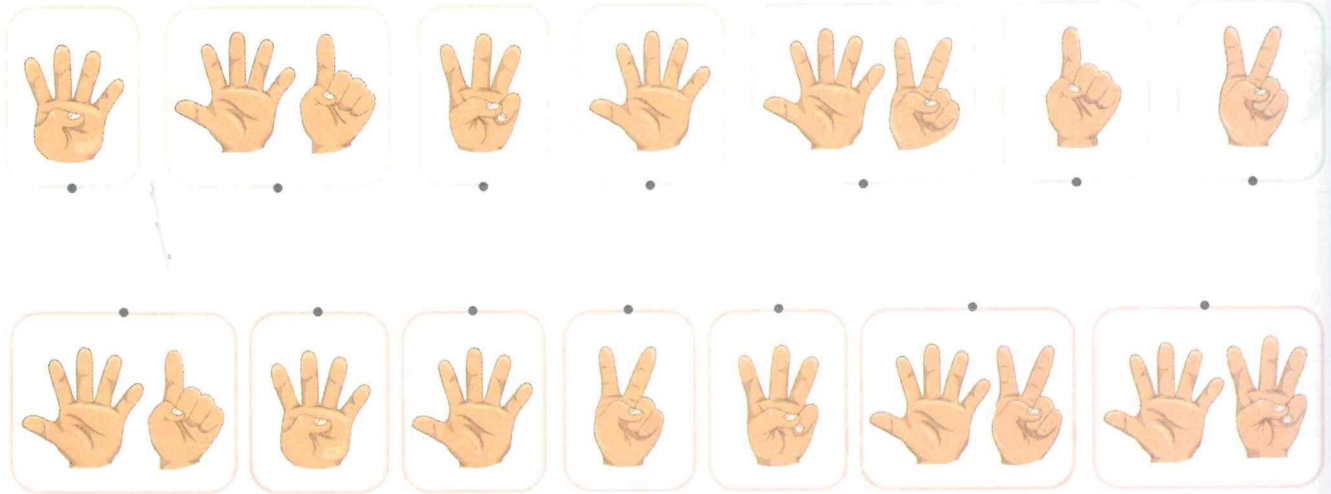
9 and 0 is 9



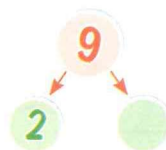
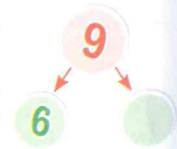
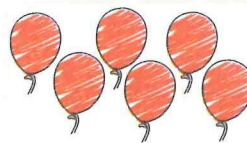


0 and 9 is 9



Join to make 9.



Complete drawing to make 9. Complete the number bond.



Notes for parents

• Ask your child to use two kinds of objects such as beans and buttons to show different ways to make 9.



Complete drawing items to make 9.
Complete the number bond.



Match to make 9.

6	1	2	4	3	0	5
8	3	6	9	5	4	7




Complete the number bond to make 9.

• Ask your child to tell you some ways to make 9.


Ways to make 10



1 and 9 is 10




2 and 8 is 10



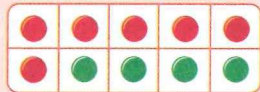
3 and 7 is 10



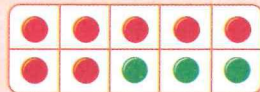
4 and 6 is 10



5 and 5 is 10



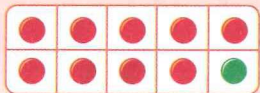
6 and 4 is 10



7 and 3 is 10



8 and 2 is 10



9 and 1 is 10



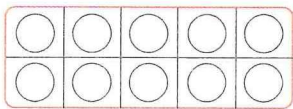
10 and 0 is 10



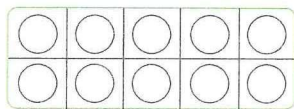
0 and 10 is 10



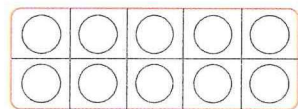
Use 2 colors to show ways to make 10. Write the numbers.



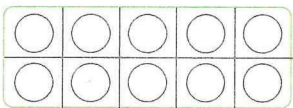
_____ and _____ is _____



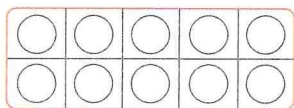
_____ and _____ is _____



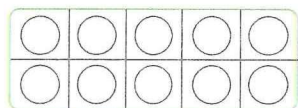
_____ and _____ is _____



_____ and _____ is _____




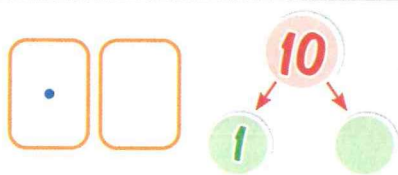

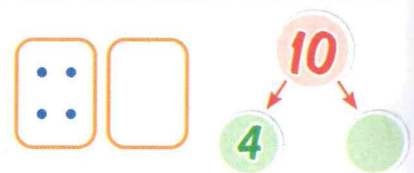

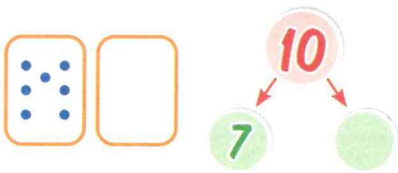

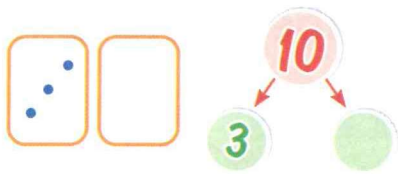
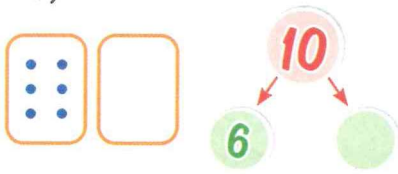
_____ and _____ is _____



_____ and _____ is _____



Draw dots to make 10. Complete the number bond.



Notes for parents

• Ask your child to use objects and show you different ways to make 10.



Complete drawing flowers to make 10. Complete the number bond.

 10 → 2 →	 10 → →	 10 → →
 10 → →	 10 → →	 10 → →



Match to make 10.

7	2	4	1	3	8	5	10
9	6	3	8	5	0	7	2



Complete the number bond.

10 → 3 →	10 → → 2	10 → 5 →	10 → → 4
10 → → 0	10 → 9 →	10 → → 8	10 → 6 →

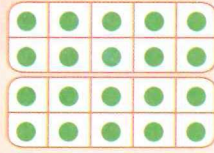
• Ask your child to use two kinds of objects, such as beans and coins, to demonstrate the different ways to make 10.

Place a smiley face

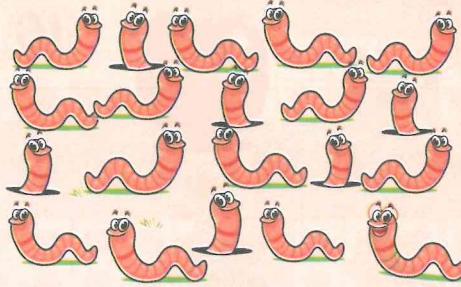
Number Twenty - Number bond review

Twenty

20



2 tens



Stick
number 20



Match.

10 and
7 more

10 and
5 more

2 tens

10 and
8 more

10 and
2 more

18

Twenty


Twelve

17

15



Connect the dots from 1 to 20. Color the picture.





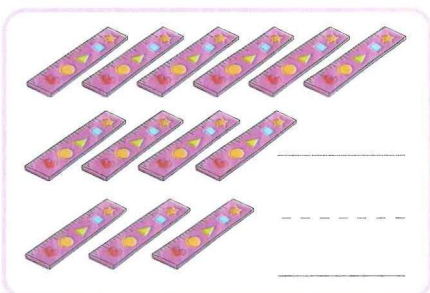
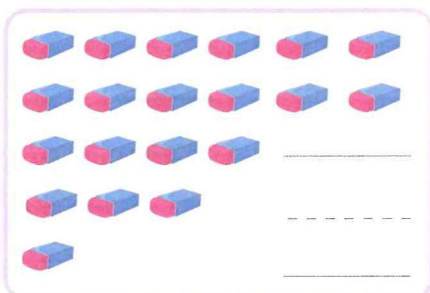
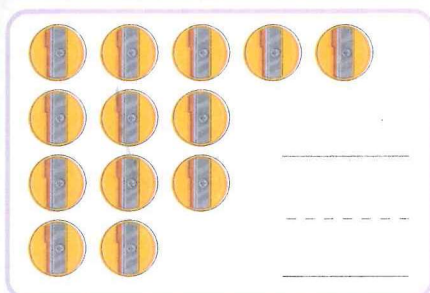
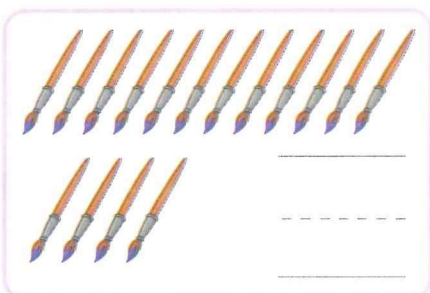
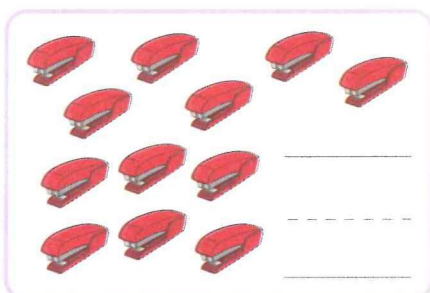

Trace and write the number.

20 20

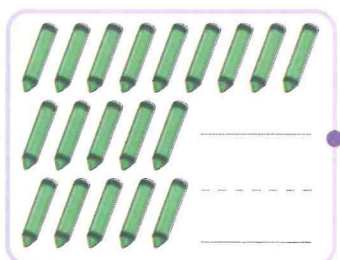
Twenty



How many are there? Write the numbers.

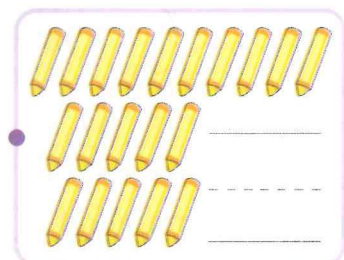


Draw a line from each number to the correct group. Write each number by the correct group.



20

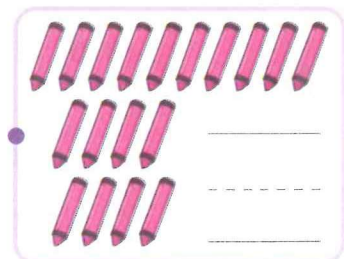
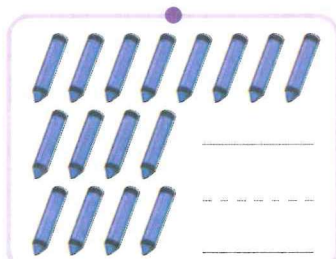
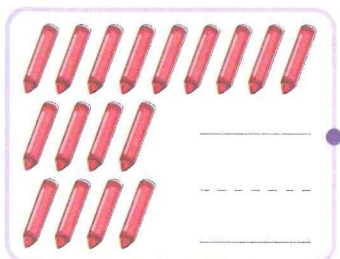
16



19

17

18



• Ask your child to find the numbers 1-20 on signs and buildings.

Number bond review



Complete to make numbers.

6	8	5	9	7	10
1	3	2	7	0	5
—	—	—	—	—	—



Choose the correct answer.

<p>2 4 3</p>	<p>5 0 1</p>	<p>2 4 6</p>
<p>6 8 9</p>	<p>5 6 7</p>	<p>5 6 7</p>



Complete.

5 and _____ make 5	_____ and 3 make 6
_____ and 4 make 9	2 and _____ make 7
2 and _____ make 8	_____ and 6 make 10



Complete the number bonds as the example.



Complete the number bonds as the example.

• In this page, your child will review number bonds.

Place a smiley face